

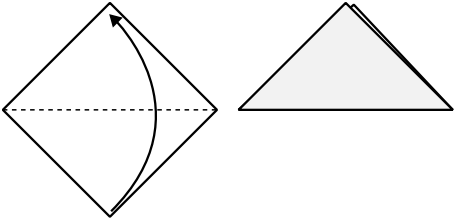


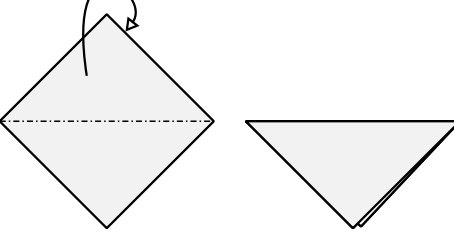


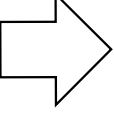
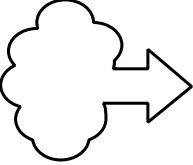
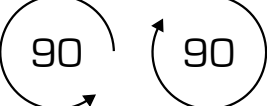


Origami Symbols Legend


Understand every symbol used in our origami diagrams. This guide will help you read, interpret, and follow each step with confidence.

Term	Symbol
Valley fold line	
Fold in this direction	
Valley fold "v"	
Mountain fold line	
Fold behind	
Mountain fold "Λ"	
Fold and unfold	
Turn the paper over	
Push here	
Inflate	
Rotate the model 90° clockwise/counterclockwise.	

Term

Symbol

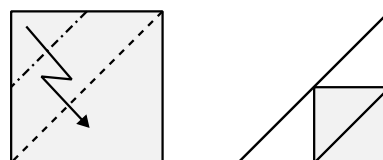
Cut along the line



Enlargement



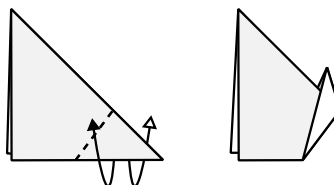
Pleat



Inside reverse fold



Outside reverse fold



Insert into pocket

